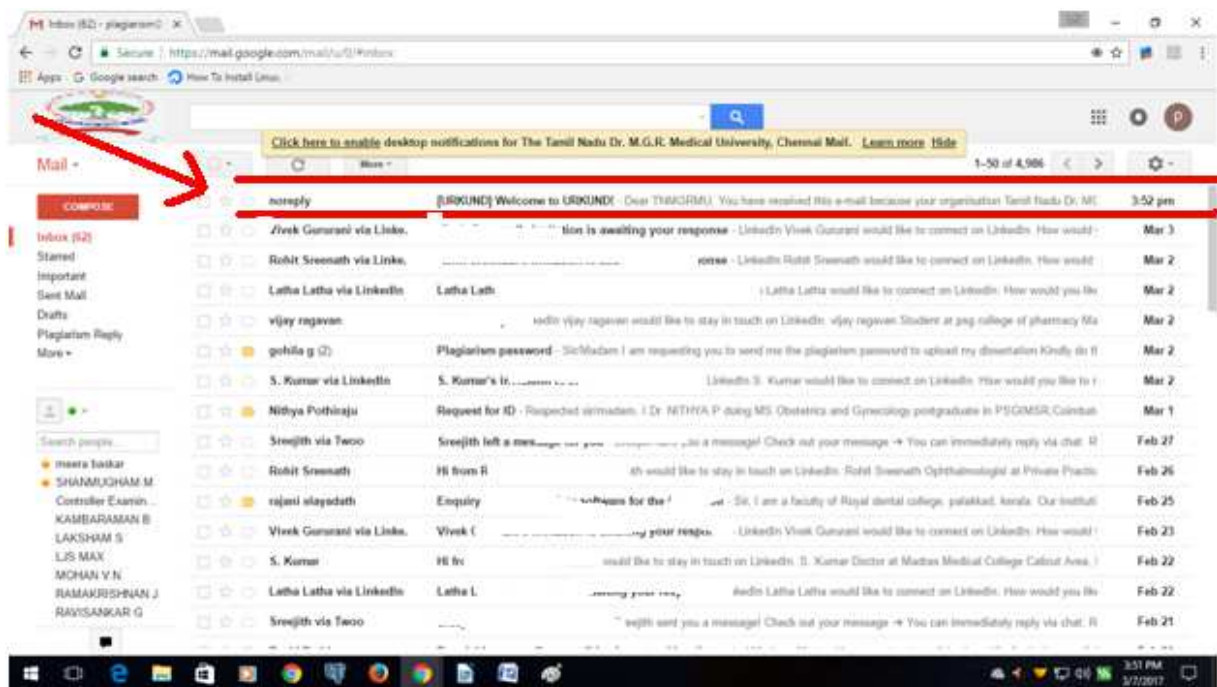


The Tamil Nadu Dr. M.G.R. Medical University Regional Medical Library ANTI-PLAGIARISM WEB TOOL Help – Ver.3.0

-oOo-

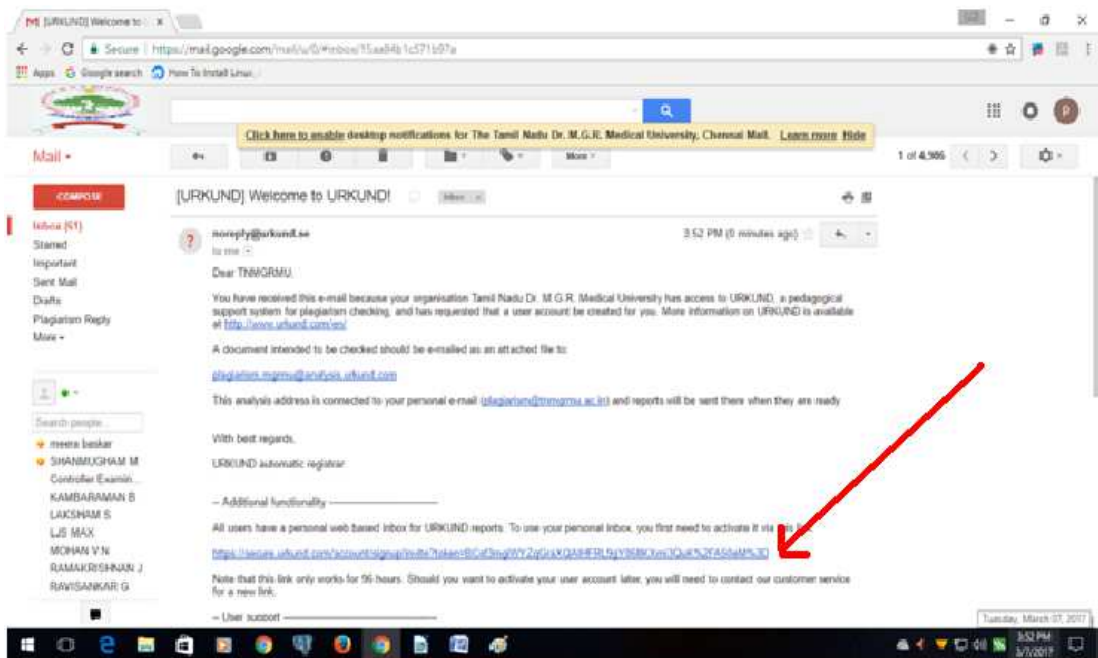
Open your email account (use your email account already given for Creating plagiarism user account purpose through plagiarism@tnmgrmu.ac.in)



One Welcome message received from URKUND to your mail -

Just open that mail & Click the below mentioned area

All users have a personal web based inbox for URKUND reports. To use your personal inbox, you first need to activate it via this link



Fill the Name and password of your choice & repeat the password

The screenshot shows the 'Account invitation' page for URKUND. The page is titled 'Account invitation' and is part of the 'User information' section. The form contains the following fields and elements:

- Email:** A text input field containing 'plagarism@twingrnu.ac'.
- Name:** An empty text input field.
- Username:** A text input field containing 'plagarism'.
- Password:** An empty text input field. Below it, there are requirements: 'The password must meet the following requirements:'
 - At least 10 characters long.
 - Contain at least one uppercase and one lowercase letter and at least one number (0-9).Below these requirements, it states: 'Strong passwords **should** not contain names or other common dictionary words.'
- Repeat Password:** An empty text input field.
- Language:** A dropdown menu set to 'English'.
- Terms of Service:** A checkbox labeled 'I accept URKUND's Terms of service'.

Below the form, there is a section titled 'Analysis Addresses' with the text: 'The following analysis addresses will be connected to your account.' and a list containing: 'plagarism@twingrnu.ac@analysis.arkund.com'.

Red arrows in the image point to the 'Name', 'Password', and 'Repeat Password' fields.

Select the Check box to accept the terms and condition
& Click **Create** button

The screenshot shows a web browser window with the URL <https://secure.urrund.com/account/signup/invoke?token=BCaf3mg8Y7z3in4KQAHF4jtyr0BARKlms3QUe7u5ASDeMPLSD>. The page is titled "ACCOUNT INVITATION" and contains the following fields and sections:

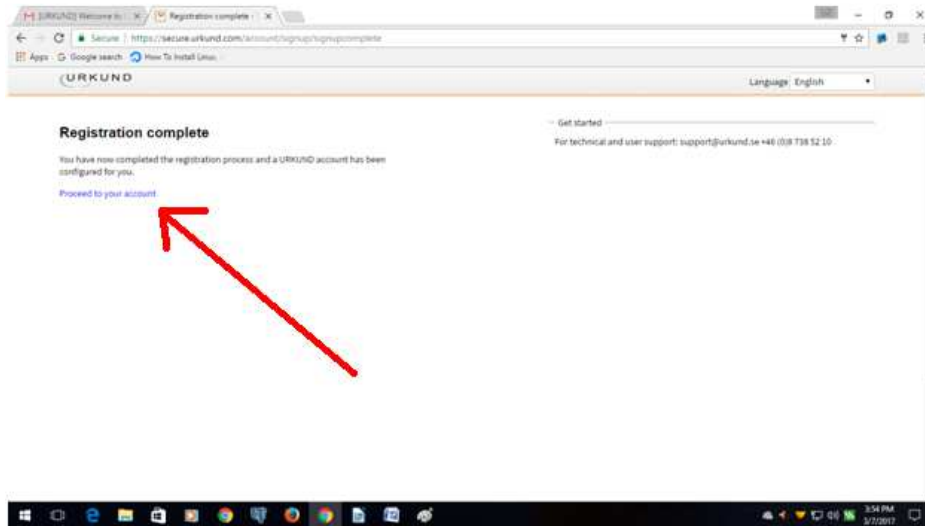
- User Information:**
 - Email: plagiarism@trngma.ac
 - Name: THANGBHU
 - Username: plagiarism
 - Password: [masked]
- Password Requirements:**
 - The password **must** meet the following requirements:
 - At least 10 characters long.
 - Contain at least one uppercase and one lowercase letter and at least one number (0-9).
 - Strong passwords **should** not contain names or other common dictionary words.
- Repeat Password:** [masked]
- Language:** English
- Terms of Service:** I accept URRUND's Terms of service
- Analysis Addresses:**
 - The following analysis addresses will be connected to your account.
 - plagiarism.mgmsu@analysis.urrund.com

At the bottom of the form is a "Create" button. Two red arrows are overlaid on the image: one points to the "Terms of Service" checkbox, and the other points to the "Create" button.

This screenshot is identical to the one above, showing the "ACCOUNT INVITATION" page with the same form fields and requirements. A single red arrow is overlaid on the image, pointing to the "Create" button at the bottom of the form.

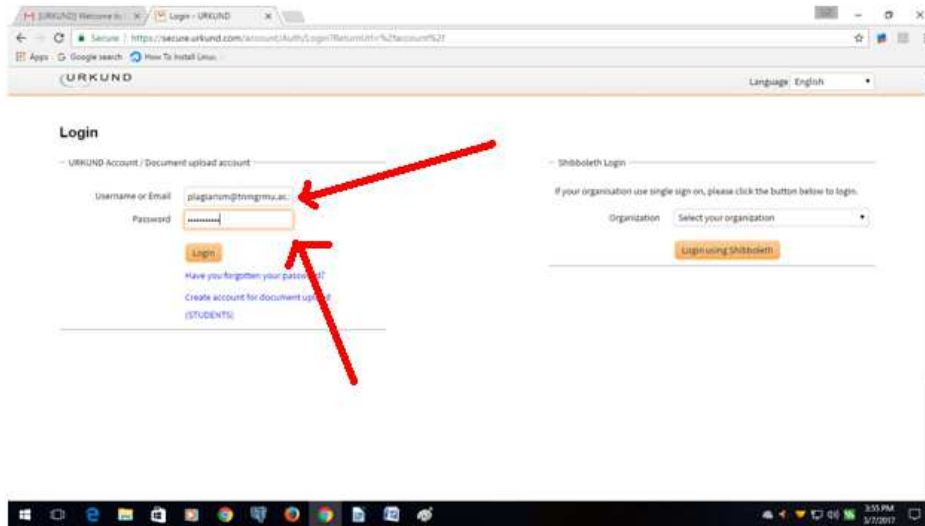
Students account created immediately

& Click Proceed to your account

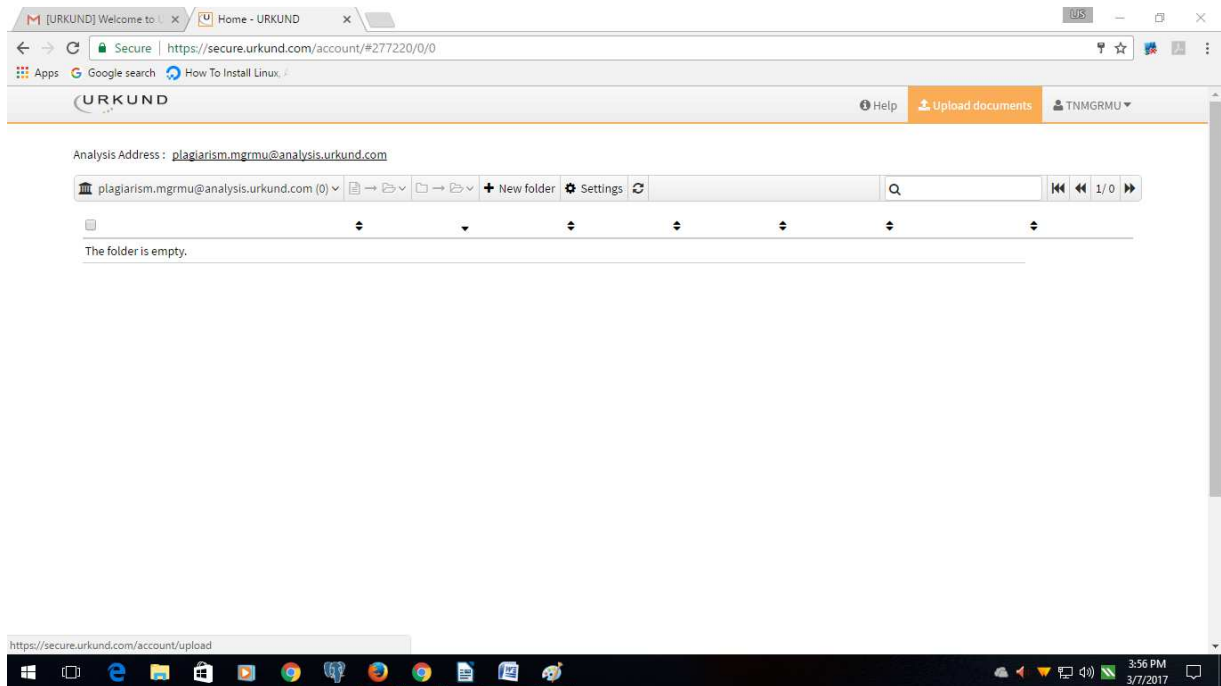
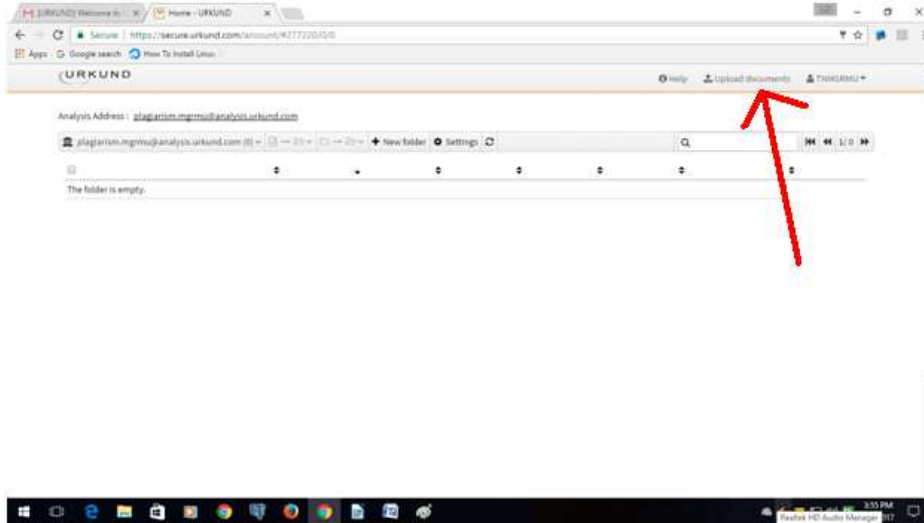


It goes Login Screen

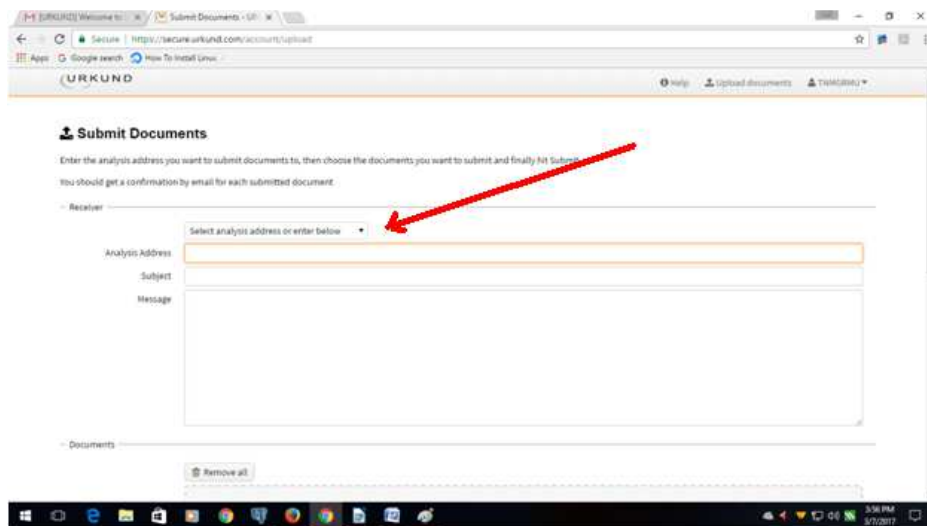
Type your user Name & Password

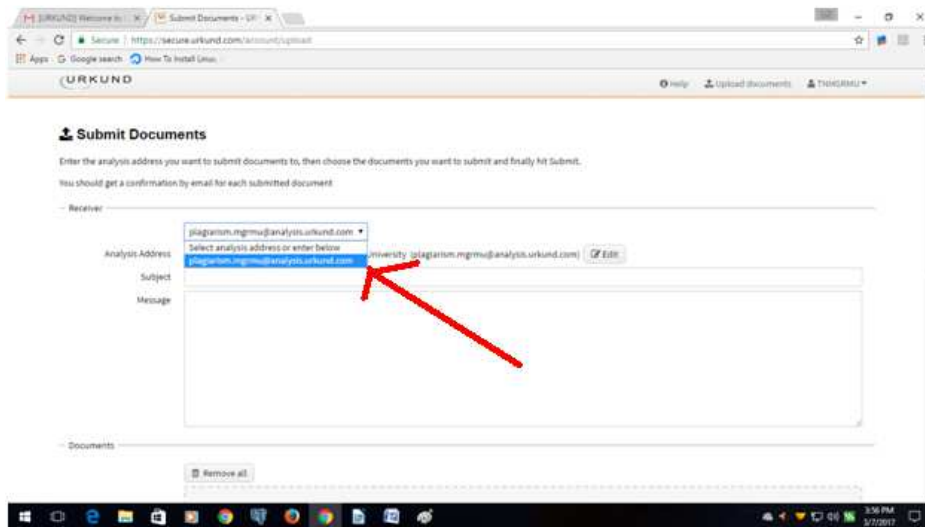


Upload your dissertation document

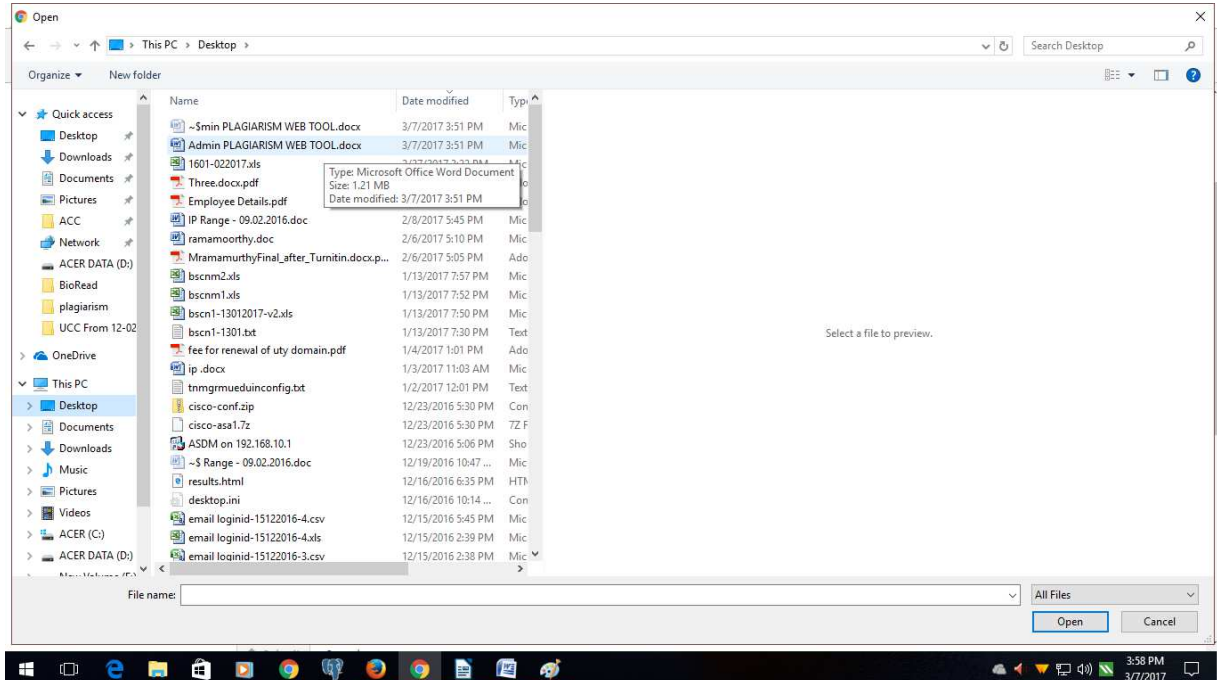


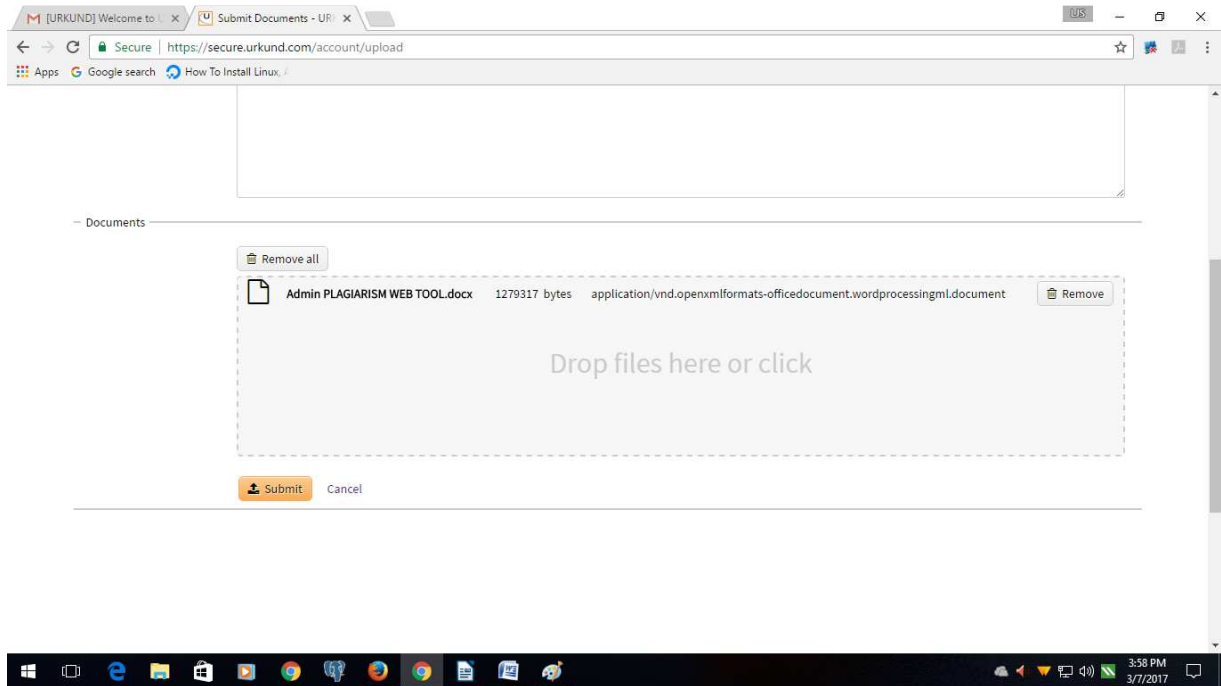
Before selecting the Submit button choose “Select analysis or enter below” option in the below mentioned area





Drag & Drop to upload the file





With in few minutes Plagiarism Check report will appeared on the screen as well mail.

Note :

At any time to access URKUND system

<http://www.orkund.com/en/log-in-en>